


Rockfon® Planostile™ Lay-in Panels

Features & Benefits

- Durable and versatile metal panel lay-in system for interior applications
- Compatible with a variety of grid suspension systems including standard 15/16" and standard 9/16" suspension systems
- Panels available with different edge types in a variety of different metal types, finishes and perforation options
- Standard and custom panel sizes available

Applications

- Conference Rooms
- Lobbies
- Airport Terminals
- Transit Facilities
- Retail
- Stadiums



Project – University of South Carolina Williams-Brice Stadium in Columbia, SC
Product – Rockfon® Planostile™ Lay-in Panels in 803-Burnished Cherry

Rockfon® Planostile™ Lay-in Panels

LEED® v4.1 Highlights

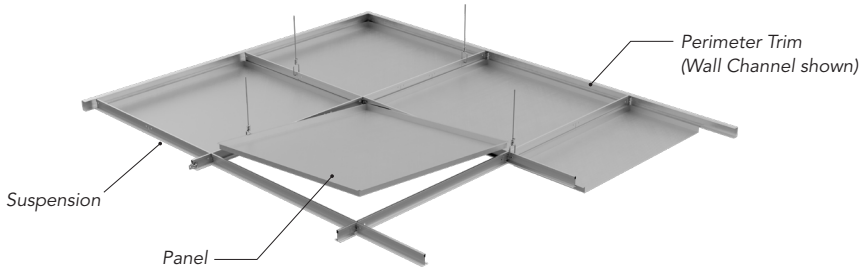
Materials and Resources (MR)

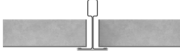


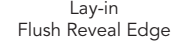
- Waste Management Planning ✓
- Interiors Life Cycle Impact Reduction ✓
- Environmental Product Declarations ✓
- Sourcing of Raw Materials ✓
- Material Ingredients -
- Waste Management ✓

Indoor Environmental Quality (EQ)

- Low-Emitting Materials ✓
- Interior Lighting -
- Acoustic Performance ✓

Recycled Content: Aluminum 85%
Steel 30%



Family Number & Name	Edge Type	Dimensions	Perforations* (% open area)	Material	NRC	Fire Class	Low VOC	Recycled Content
252588:PLST: Planostile™ Metal Panel	PLSE: Lay-in Square Edge 	12 x 48: 12" x 48" 20 x 60: 20" x 60" 24 x 24: 24" x 24" 24 x 48: 24" x 48" 24 x 60: 24" x 60" CUST: **	<u>Standard</u> SOLID: 0% D: 16.2% E: 20.8% J: 58.2% Q: 70% R: 11.1% V: 4.9% AA: 2.5% <u>Premium</u> see footnote * <u>Custom</u> CUST: **	.24ST: 0.024" Steel (galvanized) .24SS: 0.024" Stainless Steel (see note) .32AL: 0.032" Aluminum CUST: **	up to 0.90	A	✓	up to 85%
	PL09: Lay-in Reveal Edge 9/16" 	12 x 48: 12" x 48" 20 x 60: 20" x 60" 24 x 24: 24" x 24" 24 x 48: 24" x 48" 24 x 60: 24" x 60" CUST: **						
	PL15: Lay-in Reveal Edge 15/16" 	12 x 48: 12" x 48" 20 x 60: 20" x 60" 24 x 24: 24" x 24" 24 x 48: 24" x 48" 24 x 60: 24" x 60" CUST: **						
	PLFR: Lay-in Flush Reveal Edge 	24 x 24: 24" x 24"						

Product Code Example:

252588:PLST:PL09:24x24:.32AL:44:AA:Y

Family Number & Name:
252588 Planostile™ Metal Panel

Size

Color:
Satin Silver

Acoutex:
Yes or No

252588:PLST: PL09: 24x24: .32AL: 44: AA: Y

Edge Type:
Lay-in Reveal
Edge 9/16"

Material:
0.032" Aluminum

Perforation:
2.5% Open
Area

Approximate panel weight: Aluminum .50 lbs per square foot; Steel .88 lbs per square foot.

* See the Rockfon Perforations Brochure for graphic representations of the perforations listed and the complete offering of Premium Perforations available.


** For designer specified Dimensions, Perforation or Custom Metal Material, contact Rockfon Technical Services at 1-800-323-7164 or techservices@rockfon.com.

Note:

- Acoutex™ Backer standard with perforated panel.
- Perforated panel available without Acoutex.
- 0.024" Stainless Steel only available for Planostile Lay-in Square Edge, solid panel only, no perforations.
- This system is not approved for exterior use.

Rockfon® Planostile™ Lay-in Color Chart

Standard Colors:



Premium Colors:



Metallic Colors:



Metalwood® Woodgrain Finishes[□]:



Woodscenes® Painted Finishes[†]:



* Coordinating solid color to match Metalwood Woodgrain Finishes.

** Metalwood Woodgrain Finishes not available for Rockfon Infinity™, Planostile Suspension or panels wider than 24"; use coordinating solid color. See footnote *.

□ Metalwood Woodgrain Finishes are a 0.008" vinyl laminate that replicate real wood; variations in color and pattern will occur. For final panel thickness information contact Rockfon Technical Services at 1-800-323-7164 or techservices@rockfon.com. For interior use only.

† Woodscenes Painted Finishes are a decorative powder coat finish that replicate real wood; variations in color and pattern will occur.


Note:

- Metalwood and Woodscenes grain direction is parallel to the length of the panel.
- See rockfon.com for more information on color options.


Colors shown are reproduced as close as possible to actual product color within the limitations of printing technology. Color chips are available upon request and should be reviewed before making a final selection. Variations in color matches of system components to ceiling panels can result from slight differences in texture, room lighting, painting process and subjectivity of observers.

Rockfon® Planostile™ Lay-in Panel System


Standard Perforation Options




D
98R216L
0.098" Diameter Holes
0.216" Straight Centers
16.2% Open Area




E
71R138D
0.071" Diameter Holes
0.138" Diagonal Centers
20.8% Open Area




J
250R312S
0.25" Diameter Holes
0.312" Staggered Centers
58.2% Open Area




Q
562S672L
0.5625" Square Holes
0.672" Straight Centers
70% Open Area



R
250S750L
0.25" Square Holes
0.75" Straight Centers
11.1% Open Area



V
62R250D
0.0625" Diameter Holes
0.25" Diagonal Centers
4.9% Open Area



AA
62R354L
0.0625" Diameter Holes
0.354" Straight Centers
2.5% Open Area

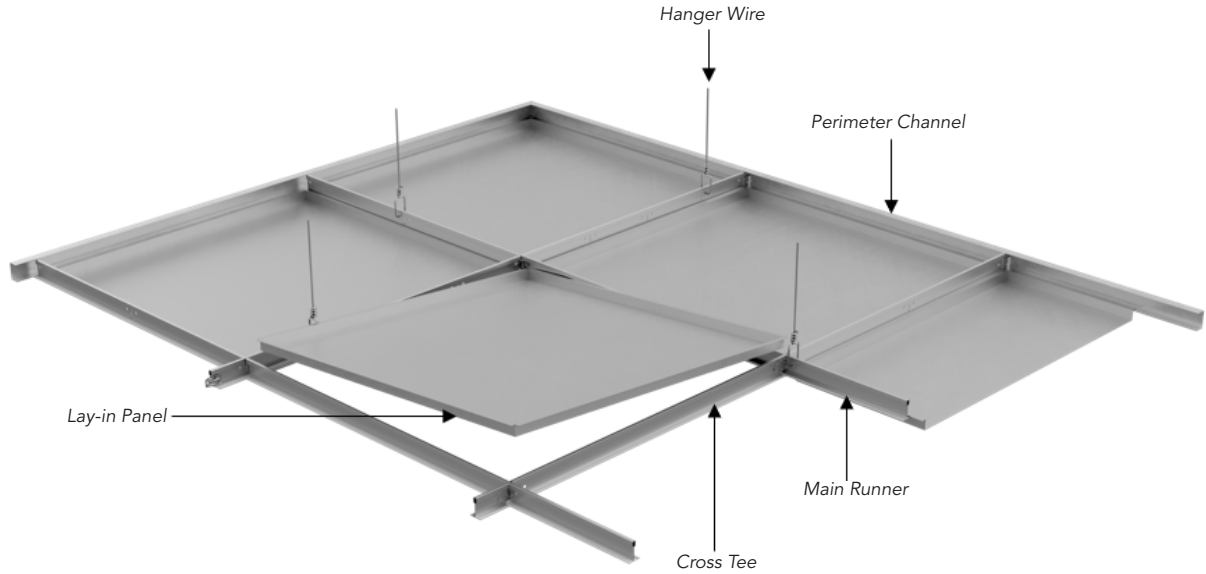
See the Rockfon Perforations Brochure for graphic representations of the perforations listed and the complete offering of Premium Perforations available.

Acoustical Performance

Planostile Lay-in Panels	NRC
NRC - Perforated with Acoutex Backer	0.70
NRC - Perforated with 1-1/2" Acoustical Pad	0.90

Rockfon® Planostile™ Lay-in Panel System

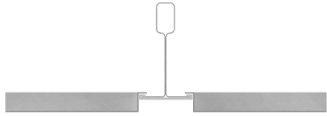
Installation Details



Flat Lay-in Panel



Flush Reveal Panel



Reveal Edge Lay-in Panel

Tile and Suspension Compatibility

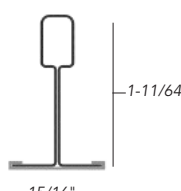
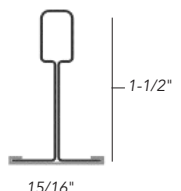
Flat Lay-in Panels			15/16" Reveal Edge/Flush Reveal Panels	9/16" Reveal Edge Panels*		
15/16"	9/16"	1-3/8"	15/16"	9/16"	9/16"	9/16"

* For component load test data on Rockfon's 9/16" Bolt Slot and Double Reveal Grid Systems, please see data sheets for the 4500, 4600, and 4200 series grid.

Rockfon® Planostile™ Lay-in Panel System

Suspension Components

15/16" Lay-in Suspension

Detail	Description	Catalog Number	Structural Classification (ASTM C635)	Length x Height x Face	Slotting	Lbs/Piece	Recycled Content
Main Runners							
	15/16" HD Main Runner 12'	10.00.200.xxxH	HD	144" x 1-41/64" x 15/16"	6" OC	3.6	30%
	15/16" ID Main Runner 12'	10.00.250.xxxH	ID	144" x 1-41/64" x 15/16"	6" OC	3	30%
Cross Tees							
	15/16" Cross Tee Stab End Butt Cut 2'	10.01.229.xxxH	-	24" x 1-1/2" x 15/16"	No Slots	0.5	30%
	15/16" Cross Tee Stab End Butt Cut 4'	10.01.209.xxxH	-	48" x 1-1/2" x 15/16"	12" OC	1	30%
	15/16" Cross Tee Stab Stepped End 5'	10.01.206.xxxH	-	60" x 1-1/2" x 15/16"	5 Slots: Midpoint, 10" Each Side of Midpoint, and 6" from Each End	1.25	30%

Main Runner Allowable Load Test Data Based on 1/360 Span Deflection (Lb/Ft*)

Main Runner	Length	Hanger Spacing		
		ASTM C-635 4')	5'	6'
10.00.200.xxxH	12'	HD	8.3	5.1
10.00.250.xxxH	12'	ID	6.3	3.9

Cross Tee Allowable Load Test Data Based on 1/360 Span Deflection (Lb/Ft*)

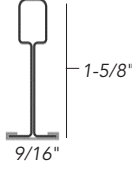
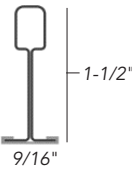
Cross Tee	Length	Cross Tee Span		
		2'	4'	5'
10.01.229.xxxH	2'	24.5^	-	-
10.01.209.xxxH	4'	-	12.9	-
10.01.206.xxxH	5'	-	-	6.0^

*To convert data into lb/sft, divide on center spacing of component into lb/ft
^Limited by safety factor of 2.

Rockfon® Planostile™ Lay-in Panel System

Suspension Components

9/16" Lay-in Suspension

Detail	Description	Catalog Number	Structural Classification (ASTM C635)	Length x Height x Face	Slotting	Lbs/Piece	Recycled Content
Main Runners							
	9/16" HD Main Runner 12'	10.04.040.xxxCH	HD	144" x 1-5/8" x 9/16"	6" OC	3.6	30%
	9/16" ID Main Runner 12'	10.04.000.xxxCH	ID	144" x 1-5/8" x 9/16"	6" OC	3	30%
Cross Tees							
	9/16" Cross Tee Stab End 2'	10.04.022.xxxCH	-	24" x 1-1/2" x 9/16"	No Slots	0.5	30%
	9/16" Cross Tee Stab End 4'	10.04.014.xxxCH	-	48" x 1-1/2" x 9/16"	12" OC	1	30%
	9/16" Cross Tee Stab End 5'	10.04.015.xxxCH	-	60" x 1-1/2" x 9/16"	10" OC	1.25	30%

Main Runner Allowable Load Test Data Based on 1/360 Span Deflection (Lb/Ft*)

Main Runner	Length	Hanger Spacing		
		ASTM C-635 4')	5'	6'
10.04.000.xxxCH	12'	ID	6.4	3.8
10.04.040.xxxCH	12'	HD	8.8	5.3

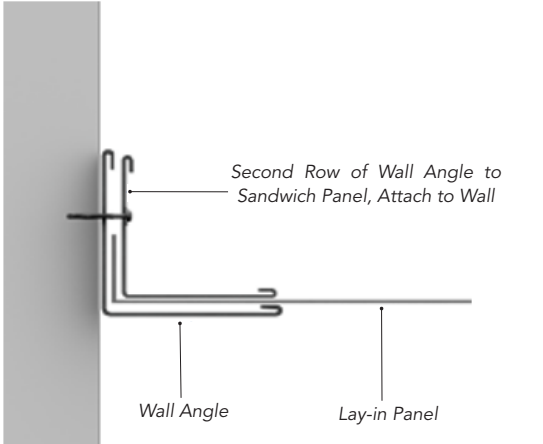
Cross Tee Allowable Load Test Data Based on 1/360 Span Deflection (Lb/Ft*)

Cross Tee	Length	Cross Tee Span		
		2'	4'	5'
10.04.022.xxxCH	2'	24.5 [^]	-	-
10.04.014.xxxCH	4'	-	12.9	-
10.04.015.001CH	5'	-	-	6.0 [^]

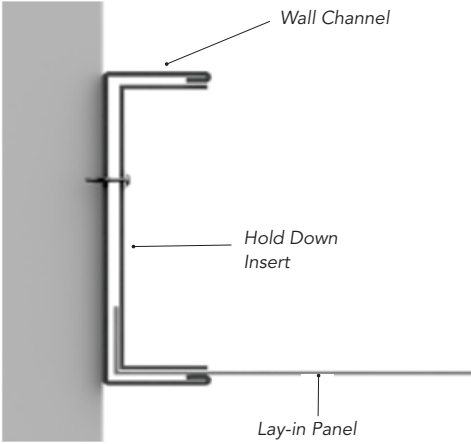
*To convert data into lb/sft, divide on center spacing of component into lb/ft
[^]Limited by safety factor of 2.

Rockfon® Planostile™ Lay-in Panel System

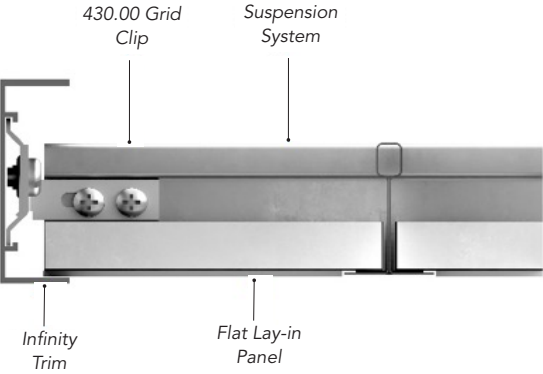
Installation Details



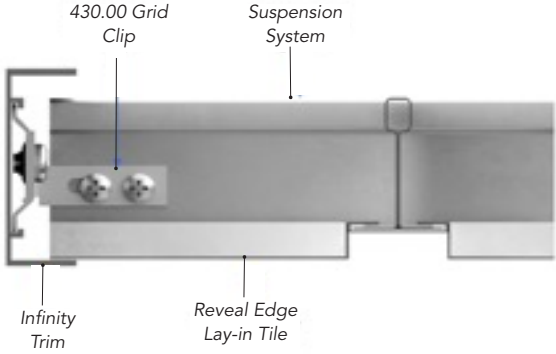
Perimeter Installation using Wall Angle



Perimeter Installation using Wall Channel



Flat Lay-In Panels with Infinity Trim




Reveal Edge panels with Infinity Trim

Rockfon® Planostile™ Lay-in Panel System

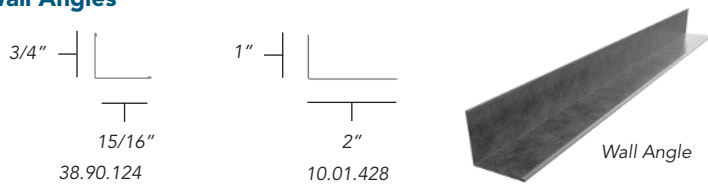
Perimeter Components

Wall Channels



Description	Catalog Number	Length, Height x Face x Top Flange	Length	Lbs/Piece
10' Steel Wall Channel	60.00.010.xxx	120", 15/16" x 1-9/16" x 15/16"	120"	2.2
10' Aluminum Wall Channel	60.00.011.xxx	120", 15/16" x 1-9/16" x 15/16"	120"	2.2

Wall Angles



Description	Catalog Number	Length, Height x Face	UOM	Lbs/UOM
Aluminum Wall Angle with Hemmed Edges - 300 ft. per Carton	38.90.124.xxx	144" x 3/4" x 15/16"	Carton	25
Seismic Wall Angle - Steel, with Hemmed Edges	10.01.428.xxx	144" x 1" x 2"	Piece	1.8


Perimeter Trim

Perimeter Trim	Product	Part Number	Length	Height	Packaging
	Engineered Straight	252565 / INFE:STD	12' Max	2", 4", 6", 8", 10", 12"	As Needed
	Engineered Curved	252566 / INFC:STD	12' Max	2", 4", 6", 8", 10", 12"	As Needed
	Infinity R Reveal Edge	252565 / INFE:REV	12' Max	4"	As Needed
	Infinity Z Razor Edge	252565 / INFE:RAX	12' Max	2" High 6" Flange	As Needed

Rockfon® Planostile™ Lay-in Panel System

Accessory Items


Hold Down Inserts for 1-9/16" Channel

Item	Description	Catalog Number	Rockfon Reference Number	Lbs/Piece
 60.00.012, 60.00.013, 60.00.014, 60.00.015	Steel Hold Down Insert 11" x 1.5"	60.00.012	250059	0.2
	Steel Hold Down Insert 22" x 1.5"	60.00.014	250060	0.4
	Aluminum Hold Down Insert 11" x 1.5"	60.00.013	249674	0.1
	Aluminum Hold Down Insert 22" x 1.5"	60.00.015	249675	0.2

Perimeter and Hold Down Clips

Item	Description	Catalog Number	Rockfon Reference Number
	Seismic Perimeter Clip	1496.00	250374
	Perimeter Clip	1499.00	251952
	Hold Down Clip (1" Panels - Black Metal)	63.26.200	264683
	Clear Plastic Hold Down Clips - 100 Pcs. per Ctn. (For 1" Panels Only)	8886.00	250382

Acoustical Pads - Black Vinyl Wrapped

Item	Description	Catalog Number	Rockfon Reference Number	Lbs/Piece
	2' x 2' Poly-Wrapped Acoustical Pad 1" x 1#	58.01.059.008	250505	0.5
	2' x 4' Poly-Wrapped Acoustical Pad 1" x 1#	58.01.061.008	250507	1
	2' x 2' Poly-Wrapped Acoustical Pad 1.5" x 1#	58.01.064.008	250509	0.75
	2' x 4' Poly-Wrapped Acoustical Pad 1.5" x 1#	58.01.063.008	250508	1.5



Rockfon® Planostile™ Lay-in Panels

Material

0.032" Aluminum,

0.024" Steel

0.024" Stainless Steel



Fire Performance

Surface burning characteristics:
UL723 (ASTM E84) Flame Spread Index: 0
Smoke Developed Index (UL Labeled): 0



Environment

Aluminum: 85% recycled content
Steel: 30% recycled content
100% locally recyclable



Hygiene

Metal provides no sustenance
to microorganisms



Cleaning

Damp cloth



Warranty

1-Year Limited Product Warranty
See rockfon.com

030223

Rockfon

4849 S. Austin Ave.
Chicago, IL 60638 USA