

Chicago Metallic[®] 830 All Aluminum 15/16"


Features and Benefits

- Aluminum ceiling grid construction achieves excellent corrosion resistance
- Acoustical grid system features a Light Duty rating with hook-end cross tees
- Suitable for Seismic Design Categories A-C
- Sustainable: 85% recycled content, 100% locally recyclable
- Chicago Metallic suspension systems meet Class-A flame spread rating in accordance with ASTM standard E84


Applications

- Food and Drug Preparation Areas
- Laboratories
- Laundries

Acoustical Ceiling Suspension System



Chicago Metallic® 830 All Aluminum 15/16"



LEED® v4.1 Highlights

Materials and Resources (MR)

Waste Management Planning	✓
Interiors Life Cycle Impact Reduction	✓
Environmental Product Declarations	✓
Sourcing of Raw Materials	✓
Material Ingredients	-
Waste Management	✓

Indoor Environmental Quality (EQ)

Low-Emitting Materials	✓
Interior Lighting	✓
Acoustic Performance	✓

Recycled Content 85%

Performance Properties:

Base Material	Aluminum
Capping / Finish	Aluminum / Baked Polyester Enamel
End Details	Main Runners: Knuckle-End Coupling Cross Tees: Hook-End
Structural Classification	Light Duty per ASTM C635
Flame Spread Rating	Class A per ASTM E84
Warranty	40-Year Suspension System Warranty
Recycled Content	85%

Main Runners/Cross Tees

Detail	Product Number	Length x Height (A) x Face (B)	Slotting	Structural Classification (ASTM C635)	Seismic	Packaging			Palletization	
						Pcs/ Ctn	LF/Ctn	Lbs/ Ctn	Ctn/Pallet	Lbs/ Pallet
Main Runners										
	830.01AZ	144" x 1-1/2" x 15/16"	12" OC	LD	A-C	20	240	34.3	30	1029
Cross Tees										
	832.01AZ	24" x 1-1/2" x 15/16"	No Slots	-	A-C	60	120	16	64	1024
	834.01AZ	48" x 1-1/2" x 15/16"	Slot at Midpoint	-	A-C	60	240	32.4	30	972

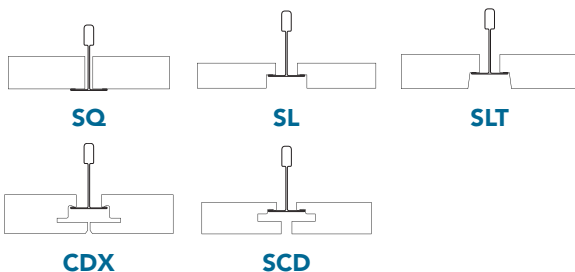
Custom slotting available. Contact Rockfon Customer Service for details and service levels.

Perimeter Components


Wall Angles

Detail	Product Number	Length, Height (A) x Face (B)	Packaging			Palletization	
			Pcs/Ctn	LF/Ctn	Lbs/Ctn	Ctn/Pallet	Lbs/Pallet
	1479.01A	144", 3/4" x 15/16"	25	300	24	40	960

Compatible Tile Edge Types



Grid Colors Standard Colors:



Accessories

	Detail	Rockfon Part Number	Product Number	Product Description	Packaging	
					Pcs/Ctn	Lbs/Ctn
General Clips		250323	416.15	Intersection Clip (Stainless Steel) – for Installation in Areas Requiring Seismic Restraint	4000	40
		250348	935.00	Universal Hold Down Clip	1000	16
		252923	425.01	Hold Down Clip for 5/8" Board 250/1250 Systems	200	2
		250343	820.00	Hold Down Clip for 5/8" Board 250/1250 Systems	1000	7
		237949	490.00	Hold Down Clip for 0" - 3/4" Panels (Black)	100	2
		237952	491.00	Hold Down Clip for 3/4" - 1-1/4" Panels (Blue)	150	2
		237954	492.00	Hold Down Clip for 1-1/2" Panels (Grey)	100	2
		250324	426.01	Butterfly Retention Clip for 0" - 1" Panels	200	15
		250325	427.01	Butterfly Retention Clip for 1" - 2" Panels	150	15
		254302	88.00	Border Spring Clip	1000	17
		253183	479.00	90-degree Corner Clip	25	5
		251952	1499.00	Perimeter Grid Clip	100	4
		250321	410.00	Transfer Load Clip, 15/16" Grid (Used to suspend decorative ceilings under acoustical ceilings)	500	28
Seismic Clips		250374	1496.00	Seismic Perimeter Clip	100	10
		250372	1493.00	Unopposed Tee Clip	100	2
		250373	1494.00	Seismic Separation Clip	100	10
Facett Panel Clip		260623	495.00	Facett™ Hold Down Clip Kit for 2" - 4" Panels	100	2
Shiplap Clip		250337	477.00	48" SLP Spline, for use with Rockfon Sonar 4x4 SLP	1	1
Spacer Bars		294621	826.00H	2' Spacer Bar for rectangular bulb components	40	15
		294623	828.00H	4' Spacer Bar for rectangular bulb components	40	29
		294619	824.00H	4' Spacer bar notched 2'. For rectangular bulb components.	40	29

Note: A metallurgist should be consulted to evaluate the use of mixed material components when used in severe environments.

	Detail	Rockfon Part Number	Product Number	Product Description	Packaging		
					Pcs/Ctn	Lbs/Ctn	
CDX Tiles Accessories		237264	-	CDX Perimeter Spring	100	1.1	
		250338	478.00	Concealed Perimeter Clip	50	4.5	
		314292	472.00	CDX/SCD Border Clip	100	1.1	
		250334	474.01	24" Pre-mitered Vinyl Trim Kit for CDX and SCD only	50	1.4	
		250335	475.01	24" Pre-mitered Vinyl Trim Kit for CDX and SCD only	50	2	
		250336	476.01	120" Vinyl Trim Piece Straight Cut	1	1	
Main Tee Adapters		249858	1288.01H	15/16" Grid Adapter, 9" Length. Bayonet Coupling on One End, Stab on Other End	50	10	
Variable Placement Tee		250216	816.01H	2' Cross Tee for 15/16" Grid, Supports Panels Only	40	21	
		250217	817.01H	4' Cross Tee for 15/16" Grid, Supports Panels Only	40	40	
Suspension System Covers		258677	1320.01	Cover Sleeve for 15/16" Grid	100	10	
		251956	839.01	Expansion Coupling Cover	50	1	
Corner Caps		Outside/Inside Corner Caps – Refer to Rockfon Grid and Tile Accessories Datasheet for options					
Hanger Wire		250590	96CTL144	Hanger Wire 12' x 12-Gauge	Bundle	50	
Grid Paint		250350	940.01	12 oz. Grid Spray Can - White	1	1	
		250351 & 250352	940.08 & 940.44	12 oz. Grid Spray Can - Black & Satin Silver	1	1	
Tools		250349	937.00	Cross Tee Slotter	1	3	
		250353	943.00	Cross Tee Removal Tool	1	1	
		250354	944.00	Wire Tie Tool	1	1	

Performance

Main Runner Allowable Load Test Data Based on 1/360 Span Deflection (Lb/Ft*)

Main Runner	Length	Hanger Spacing		
		ASTM C635 - 4'	5'	6'
830.01AZ	144"	LD	3.9	2.4

Cross Tee Allowable Load Test Data Based on 1/360 Span Deflection (Lb/Ft*)

Cross Tee	Length	Cross Tee Span	
		2'	4'
832.01AZ	24"	36.0♦	-
834.01AZ	48"	-	7.4

* To convert data into lb/ft², divide on center spacing of suspension component into lb/ft.
♦ Limited by safety factor of 2.

Non-Fire-Rated Light Fixture Allowable Load Test Data Based on 1/360 Span Deflection (Lbs)

Light Fixtures Dimensions	Allowable Fixture Weight - Lbs. Main Runners & Cross Tees
	830.01AZ 834.01AZ
1' x 4'	33.6
2' x 2'	20.0♦
2' x 4'	32.0♦

♦ Limited by safety factor of 2.
Allowable fixture weight is based on single fixture in the field only.
For end-to-end, tandem or other configurations, contact Rockfon Technical Support.

Material

ASTM C 635 Light Duty (LD) main tee classification, commercial quality alloy, aluminum Base Metal and Cap. 15/16" wide face.

Note: A metallurgist should be consulted regarding the suitability of this product for the environmental conditions in which it is being installed.

022323

Rockfon

4849 S. Austin Ave.
Chicago, IL 60638 USA

Tel. +1-800-323-7164

cs@rockfon.com

rockfon.com

2023 | Subject to alterations in range and product technology
without prior notice. Rockfon accepts no responsibility for printing errors.
© ROCKWOOL A/S 2023. All rights reserved.
® denotes a trademark that is registered in the United States of America.