

Chicago Metallic[®] G90 Exposed Grid 15/16"

Features and Benefits

- HDG-90 coating for improved corrosion resistance, ideal for exterior application or high humidity environments
- 15/16" face Heavy Duty suspension system features stab-end cross tees
- Chicago Metallic suspension systems meet Class-A flame spread rating in accordance with ASTM standard E84

Applications


Outdoor

- Non-Exposed Exterior Corridors
- Drive Thru Areas
- Soffits
- Verandas
- Porches
- Covered Galleries

Indoor

- Indoor Parking Garage
- Swimming Pool Areas
- Lobbies

Acoustical Ceiling Suspension System



Chicago Metallic® G90 Exposed Grid 15/16"



LEED® v4.1 Highlights

Materials and Resources (MR)

Waste Management Planning	✓
Interiors Life Cycle Impact Reduction	✓
Environmental Product Declarations	✓
Sourcing of Raw Materials	✓
Material Ingredients	-
Waste Management	✓

Indoor Environmental Quality (EQ)



Low-Emitting Materials	✓
Interior Lighting	✓
Acoustic Performance	✓

Recycled Content 30%

Performance Properties:

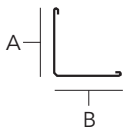
Base Material	Hot-Dip Galvanized Steel Body (HDG-90)
Capping / Finish	Hot-Dip Galvanized Steel (HDG-90) / Baked Polyester Enamel
End Details	Main Runners: Non-Directional Bayonet-End Coupling Cross Tees: Stab-End
Structural Classification	Heavy Duty per ASTM C635
Flame Spread Rating	Class A per ASTM E84
Warranty	40-Year Suspension System Warranty
Recycled Content	30%

Main Runners/Cross Tees

Detail	Product Number	Length x Height (A) x Face (B)	Slotting	Structural Classification (ASTM C635)	Seismic	Packaging			Palletization	
						Pcs/Ctn	LF/Ctn	Lbs/Ctn	Ctn/Pallet	Lbs/Pallet
Main Runners										
	230.XXZ.01	144" x 1-41/64" x 15/16"	6" OC	HD	A-F	20	240	89	30	2670
Cross Tees										
	1232.01G90	24" x 1-1/2" x 15/16"	12" OC	-	A-F	60	120	36	64	2304
	1234.01G90	48" x 1-1/2" x 15/16"	12" OC	-	A-F	60	240	72	30	2160

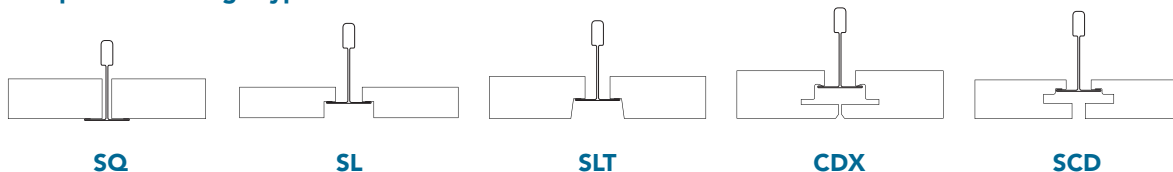
Custom slotting available. Contact Rockfon Customer Service for details and service levels.

Wall Angles


















Product Number	Length, Height (A) x Face (B)	Packaging			Palletization	
		Pcs/Ctn	LF/Ctn	Lbs/Ctn	Ctn/Pallet	Lbs/Pallet
1409.01G90	144", 3/4" x 15/16"	25	300	41	40	1640

Compatible Tile Edge Types



Accessories

	Detail	Rockfon Part Number	Product Number	Product Description	Packaging	
					Pcs/Ctn	Lbs/Ctn
Seismic Clips		250374	1496.00	Seismic Perimeter Clip	100	10
		250372	1493.00	Unopposed Tee Clip	100	2
		250373	1494.00	Seismic Separation Clip	100	10
General Clips		250348	935.00	Universal Hold Down Clip	1000	16
		252923	425.01	Hold Down Clip for 5/8" Board 250/1250 Systems	200	2
		250343	820.00	Hold Down Clip for 5/8" Board 250/1250 Systems	1000	7
		237949	490.00	Hold Down Clip for 0" - 3/4" Panels (Black)	100	2
		237952	491.00	Hold Down Clip for 3/4" - 1-1/4" Panels (Blue)	150	2
		237954	492.00	Hold Down Clip for 1-1/2" Panels (Grey)	100	2
		250324	426.01	Butterfly Retention Clip for 0" - 1" Panels	200	15
		250325	427.01	Butterfly Retention Clip for 1" - 2" Panels	150	15
		254302	88.00	Border Spring Clip	1000	17
		253183	479.00	90-degree Corner Clip	25	5
		251952	1499.00	Perimeter Grid Clip	100	4
		250321	410.00	Transfer Load Clip, 15/16" Grid (Used to suspend decorative ceilings under acoustical ceilings)	500	28
	Facett Panel Clip		260623	495.00	Facett™ Hold Down Clip Kit for 2" - 4" Panels	100
Spacer Bars		294621	826.00H	2' Spacer Bar for rectangular bulb components	40	15
		294623	828.00H	4' Spacer Bar for rectangular bulb components	40	29
		294619	824.00H	4' Spacer bar notched 2'. For rectangular bulb components.	40	29

	Detail	Rockfon Part Number	Product Number	Product Description	Packaging		
					Pcs/Ctn	Lbs/Ctn	
CDX Tiles Accessories		237264	-	CDX Perimeter Spring	100	1.1	
		250338	478.00	Concealed Perimeter Clip	50	4.5	
		314292	472.00	CDX/SCD Border Clip	100	1.1	
		250334	474.01	24" Pre-mitered Vinyl Trim Kit for CDX and SCD only	50	1.4	
		250335	475.01	24" Pre-mitered Vinyl Trim Kit for CDX and SCD only	50	2	
		250336	476.01	120" Vinyl Trim Piece Straight Cut	1	1	
Suspension System Covers		258677	1320.01	Cover Sleeve for 15/16" Grid	100	10	
		251956	839.01	Expansion Coupling Cover	50	1	
Corner Caps		Outside/Inside Corner Caps – Refer to Rockfon Grid and Tile Accessories Datasheet for options					
Hanger Wire		250590	96CTL144	Hanger Wire 12' x 12-Gauge	Bundle	50	
Grid Paint		250350	940.01	12 oz. Grid Spray Can - White	1	1	
		250351 & 250352	940.08 & 940.44	12 oz. Grid Spray Can - Black & Satin Silver	1	1	
Tools		250349	937.00	Cross Tee Slotter	1	3	
		250353	943.00	Cross Tee Removal Tool	1	1	
		250354	944.00	Wire Tie Tool	1	1	

Note: Steel accessories components have standard galvanized coating. Contact Rockfon Technical Support for details.

Grid Colors

Standard Colors:



01
White



08
Black



44
Satin Silver

Premium Colors:



Color-All



RAL
COLOURS



Custom
(Color Match)

Metalwood® Solid Coordinating Colors:



401
Maple*



402
Oak*



403
Cherry*



404
Pumpkin
Maple*



405
Karri*



406
Walnut*

Woodscenes® Painted Finishes†:



800
Lazy Maple



801
Aged Teak




803
Burnished
Cherry



804
Sleek Cherry



805
Weathered
Oak



806
Barnwood
Grey

* Coordinating solid color to match Metalwood Woodgrain Finishes.

† Woodscenes Woodgrain Painted Finishes are a decorative powder coat finish that replicate real wood; variations in color and pattern will occur.

Colors shown are reproduced as close as possible to actual product color within the limitations of printing technology. Color chips are available upon request and should be reviewed before making a final selection. Variations in color matches of system components to ceiling panels can result from slight differences in texture, room lighting, painting process and subjectivity of observers.

Performance

Main Runner Allowable Load Test Data Based on 1/360 Span Deflection (Lb/Ft*)

Main Runner	Length	Hanger Spacing		
		ASTM C635 - 4'	5'	6'
230.XXZ.01	144"	HD	8.3	5.1

Cross Tee Allowable Load Test Data Based on 1/360 Span Deflection (Lb/Ft*)

Cross Tee	Length	Cross Tee Span	
		2'	4'
1232.01G90	24"	32.5♦	-
1234.01G90	48"	-	17.0

* To convert data into lb/ft², divide on center spacing of suspension component into lb/ft.
 ♦ Limited by safety factor of 2.
 Install systems in accordance with ASTM C636. Other requirements may apply.

Material

ASTM C 635 Heavy Duty (HD) main tee classifications; commercial quality HDG-90 steel galvanized body and cap, 15/16" width and 1-41/64" height.

Note: A metallurgist should be consulted regarding the suitability of this product for the environmental conditions in which it is being installed.

Non-Fire-Rated Light Fixture Allowable Load Test Data Based on 1/360 Span Deflection (Lbs)

Light Fixtures	Allowable Fixture Weight - Lbs.
	Main Runners & Cross Tees
Dimensions	230.XXZ.01 1234.01G90
1' x 4'	67.6
2' x 2'	58.8
2' x 4'	76.0♦

♦ Limited by safety factor of 2.
 Allowable fixture weight is based on single fixture in the field only.
 For end-to-end, tandem or other configurations, contact Rockfon Technical Support.

022323

Rockfon

4849 S. Austin Ave.
Chicago, IL 60638 USA

Tel. +1-800-323-7164

cs@rockfon.com

rockfon.com

2023 | Subject to alterations in range and product technology
without prior notice. Rockfon accepts no responsibility for printing errors.
© ROCKWOOL A/S 2023. All rights reserved.
® denotes a trademark that is registered in the United States of America.